

Windows 7 Aquaguard Compatibility Configuration

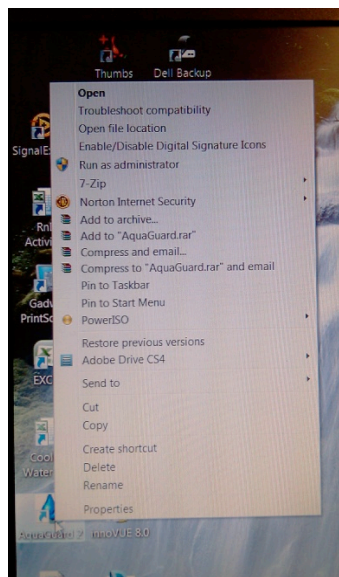
Introduction

Windows 7 has caused some compatibility problems for aquaguard when sending data to the Excel spreadsheet for graphing purposes.

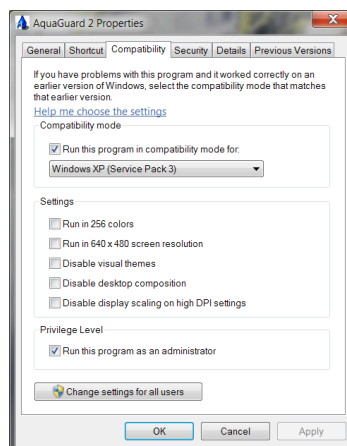
Configuration

The following steps outline how to work around this compatibility issue.

1. Right click on the aquaguard icon and select properties as shown below



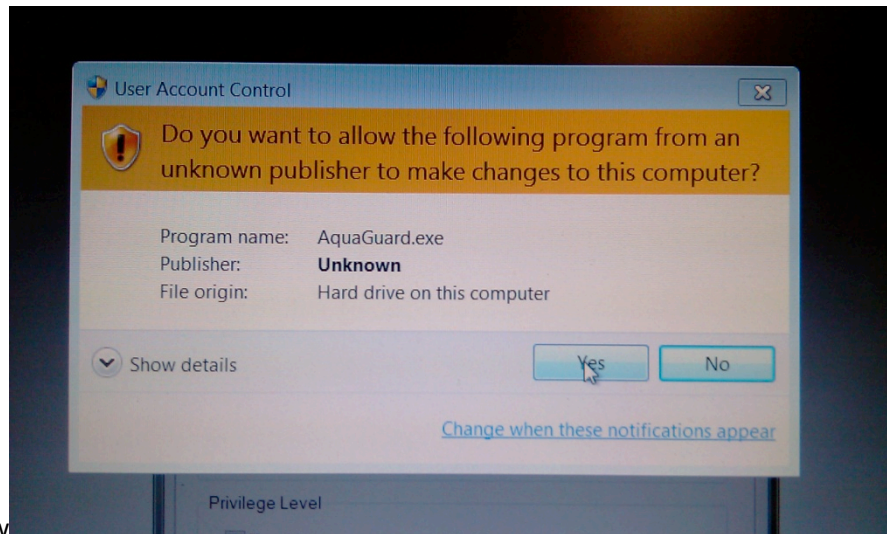
2. The following window will be displayed
 - a. Select compatibility tab as shown below



3. On the compatibility tab select the following options
 - a. Run this program in compatibility mode for windows XP SP3
 - b. Privilege level run this program as administrator.

Windows 7 Aquaguard Compatibility Configuration

4. When Aquaguard is started from now on answer yes to the following



5. Aquaguard will now export data to the excel spread sheet as previously on windows XP.